

The Use of Toxicokinetic Models to Improve the Understanding of Internal Concentration for Ionisable Organic Chemicals in Fish

Jacob-Joe Collins¹, Alessia Giorgis², Dawei Tang², Leonardo Contreas², Tymoteusz Pietrenko², Patrik Engi², George Fitton², Bruno Campos²

¹University of Birmingham

²Unilever, Research and Development, Sharnbrook, Bedford MK44 1LQ

Introduction

Currently, there are several thousands of chemicals in use globally covering a broad chemical space. Many of these chemicals ionise at environmentally relevant pH levels as acids, bases, and zwitterionics.

Whilst there is evidence that zwitterionic membrane lipids have a significant impact on uptake of ionised chemicals, the aim of this work is to investigate a simple approach considering $D_{o/w}$ to improve an existing simple one-compartment model's prediction of fish internal concentrations as part of a tiered approach [1, 5], so that the impact of physicochemical properties (**pKa**) and environmental conditions (**pH**) on the ionised chemical uptake by fish can be incorporated.

Triclosan is used as a case study chemical to demonstrate the improvement of the prediction of fish internal concentration using the method proposed.

Triclosan Example

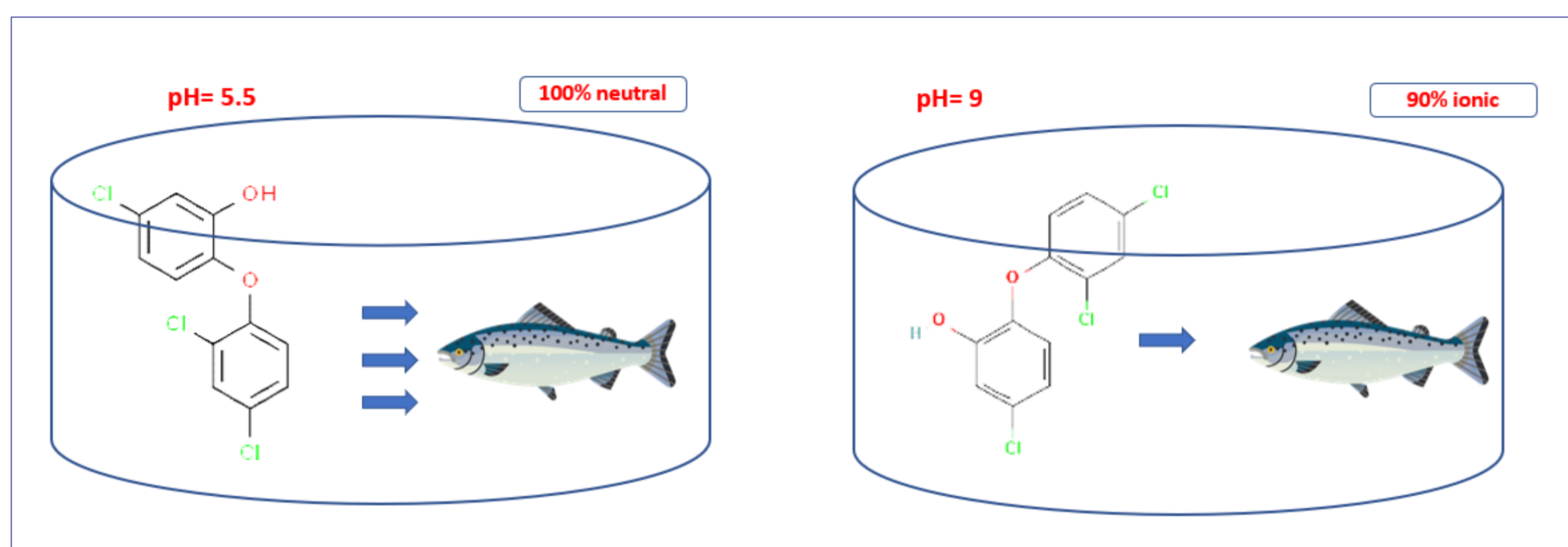


Figure 1: Illustrative example showing the difference in uptake of the same chemical

Objectives

- 1) Integrate ionisation into a one-compartment model for predicting the internal concentration of chemicals in fish species;
- 2) Estimate and compare the predictions of internal chemical concentration for ionic chemicals with and without the integration of ionisation

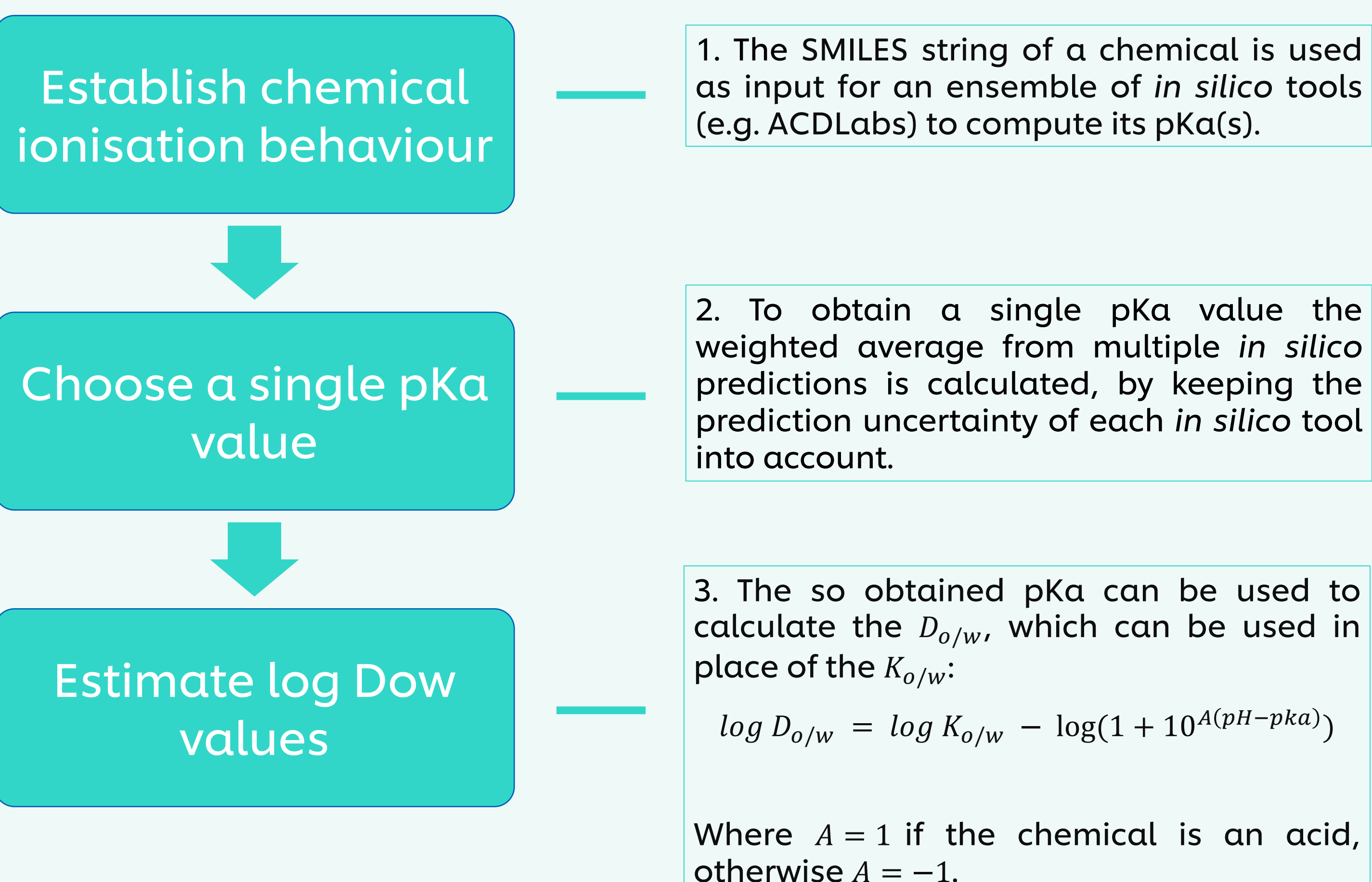
Methodology

Steady-state compartmental models [2, 3] predict internal concentration, y_{∞} , as the product of the octanol-water partition coefficient ($K_{o/w}$), the organism lipid fraction, v , and the external water concentration, y_e

$$y_{\infty} = y_e \cdot v \cdot K_{o/w} \quad (1)$$

However, many chemicals, including pesticides and pharmaceuticals can be ionised at environmentally relevant pH values. Therefore, to account for the potential impact of ionisable chemicals the distribution ratio ($D_{o/w}$) combined with the pH can be calculated potentially improving internal concentration predictions.

Summary and flow chart of the method (assuming chemical has a single ionisation site) is below. For multiple ionisation sites, chemical is regarded as an acid or a base while calculating the $D_{o/w}$ according to the ion that is most likely to be formed.



Results

A univocal pKa value for the chemical is calculated from the different pKa values provided by the different software used. In this poster, a realistic approach is to compute the average pKa value across different models, weighing each prediction by the inverse of their model standard deviation: in this way, the more robust predictions will have a stronger influence on the final pKa value.

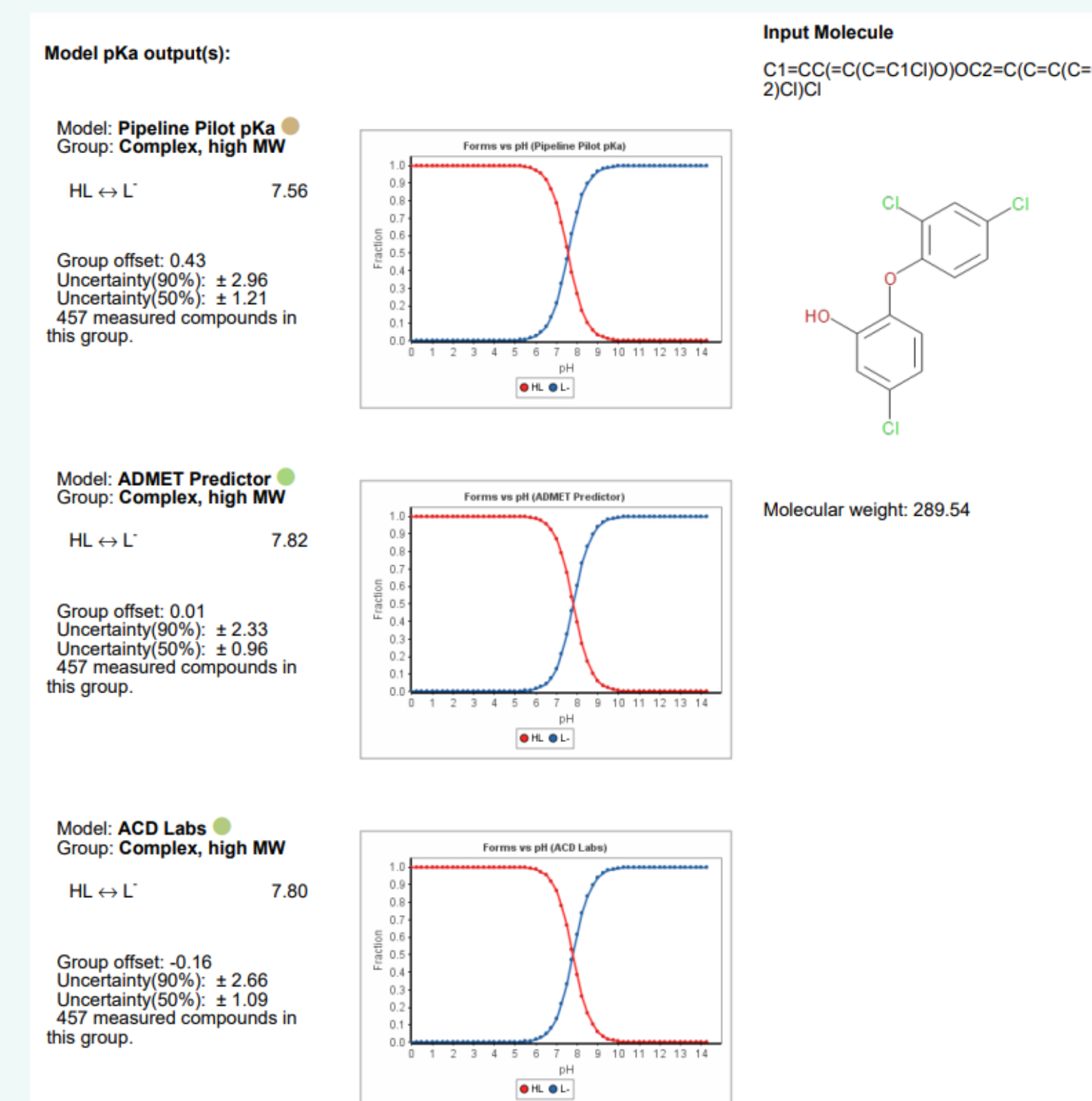


Figure 2: pKa values for triclosan generated by different in silico tools

The plot below shows how the $D_{o/w}$ could be a better choice to approximate the internal concentration of Triclosan ($K_{o/w} = 4.76$) in zebrafish using an exposure scenario [4] where environmental concentration of triclosan is equal to 30 $\mu\text{g}/\text{kg}$ (hence $y_e = 30$ in equation (1)). Next to the plot, a table showing how $D_{o/w}$ changes over the environmental related pH range (4-9) is displayed. We also assume the total lipid fraction of the fish is 0.067 as per literature [2].

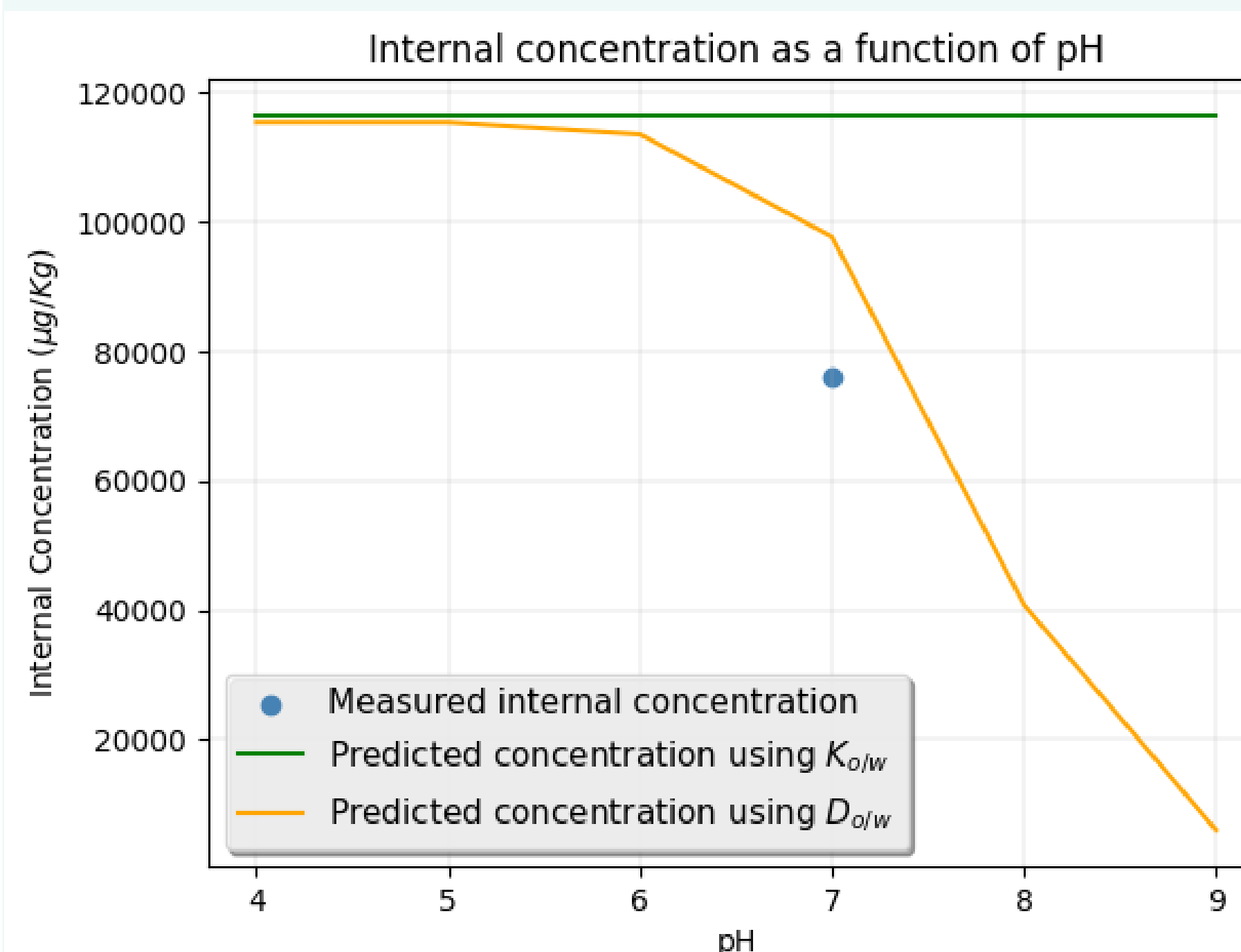


Figure 3: Using the $D_{o/w}$ instead of $K_{o/w}$ allows a more accurate estimate of the internal concentration, which was experimentally determined under neutral pH conditions by Orvos et al. [4].

pH	$\log K_{o/w}$	$\log D_{o/w}$
4	4.760	4.760
5	4.760	4.759
6	4.760	4.752
7	4.760	4.687
8	4.760	4.308
9	4.760	3.473

Table 1: The table shows $\log D_{o/w}$ changing over different pH values. $\log K_{o/w}$ remains unchanged.

Discussion

1. The use of $D_{o/w}$ instead of $K_{o/w}$ for triclosan, an ionisable chemical, corrects its lipophilicity (and thus its permeability) for a certain pH.
2. The method provides a better estimate of the internal concentration of triclosan in zebrafish (in steady-state conditions),
3. As the method only considers the impact of environmental pH and chemical pKa among other factors that influencing fish uptake of ionised chemicals, further efforts can include consideration/inclusion of other models/parameters (such as K_{MW}) to better model ionisable chemicals.

References

- [1] Armitage JM, et al., Development and evaluation of a mechanistic bioconcentration model for ionogenic organic chemicals in fish. Environ Toxicol Chem. 2013 Jan;32(1):115-28.
- [2] Brinkmann M, et al., Cross-Species Extrapolation of Uptake and Disposition of Neutral Organic Chemicals in Fish Using a Multispecies Physiologically-Based Toxicokinetic Model Framework. Environ Sci Technol. 2016 Feb 16;50(4):1914-23.
- [3] Collins J, et al., Evaluating Toxicokinetic Compartmental Models as Predictors of Internal Concentration in Environmentally Relevant Species. ET&C. 2023 Preprint.
- [4] Orvos, R.D, et al., Aquatic toxicity of triclosan, Environ Toxicol Chem. 2002 21(7):1338-1349.
- [5] Droge, S.T.J., Scherpenisse, P., Arnot, J.A., Armitage, J.M., McLachlan, M.S., Ohe, P.C.V.D., Hodges, G. Screening the baseline fish bioconcentration factor of various types of surfactants using phospholipid binding data (2021) Environmental Science: Processes and Impacts, 23 (12), pp. 1930-1948