

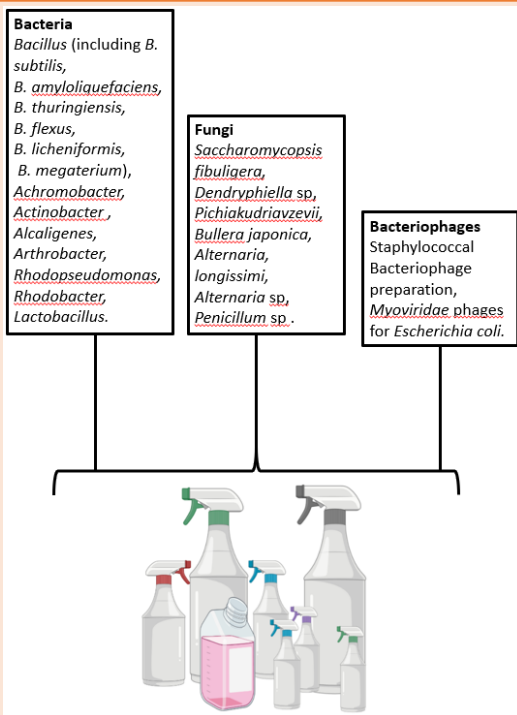
# CONSUMER AND ENVIRONMENTAL MICROBIOME EFFECTS OF DOMESTIC PROBIOTIC CLEANING PRODUCTS



Akaihe Chidinma<sup>1</sup>; Andrew McBain<sup>1</sup>; Christopher Knight<sup>2</sup>; Paul Barrett<sup>3</sup>; and Aline Metris<sup>3</sup>  
<sup>1</sup> School of Health Sciences, Faculty of Biology, Medicine and Health, The University of Manchester, Oxford Road, M13 9PT  
<sup>2</sup> Faculty of Science and Engineering, The University of Manchester, Oxford Road, M13 9PT  
<sup>3</sup> Safety and Environmental Assurance Centre (SEAC), Unilever

## Abstract

The use of viable bacterial spores in Microbial-Based Cleaning Products (MBCPs) is becoming more common in the UK and elsewhere. For instance, SCD probiotic® all-purpose cleaning concentrate and Greenspeed probiotic multi-surface cleaner are licenced and available to buy in the UK. However, whilst there is research on MBCP use in hospitals, their use in the domestic environment is not well documented. It is not clear how *Bacillus* spores in these products affect the resident microbial community on kitchen surfaces or whether *Bacillus* from kitchen surfaces can transfer and colonise the hands of kitchen users. The research addresses the impact of MBCPs on the microbial communities of kitchen hard surfaces, and their potential effects on the human skin microbiome. The outcome will inform future microbiome safety risk assessments for home care products.



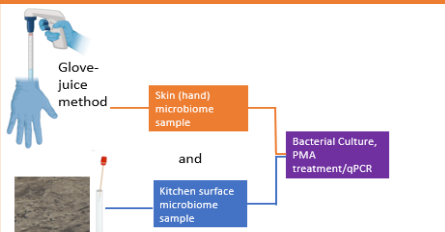
**Figure 1: Microbial composition of probiotic cleaning products** – Bacteriophages, bacteria, and fungal species reportedly identified in MBCPs<sup>a,b,c</sup>.

## Research objectives

We will test to what extent MBCP application in domestic settings could:

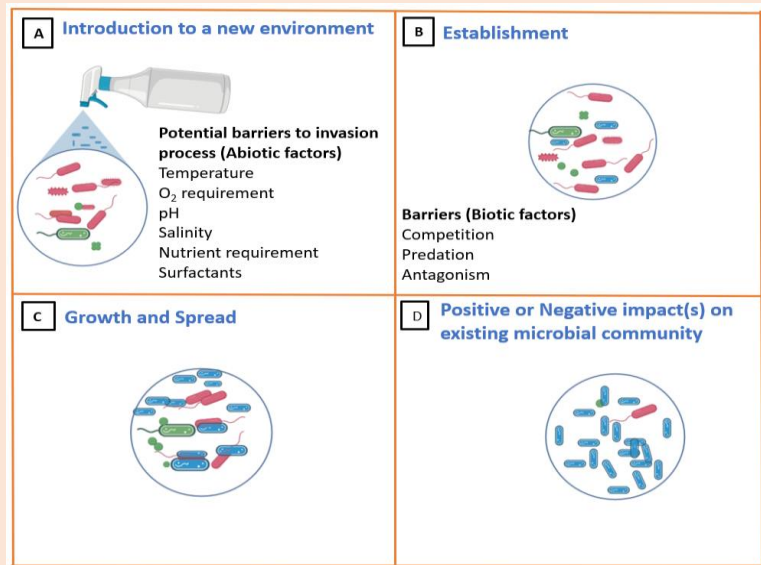
- Lead to persistent *Bacillus* colonisation on tested kitchen surface.
- Alter the microbiota of the application surfaces.
- Transfer to users via direct contact (kitchen surfaces) or the airborne route.
- Modify the human (skin) microbiome through direct contact or via colonised surfaces.

## Methods

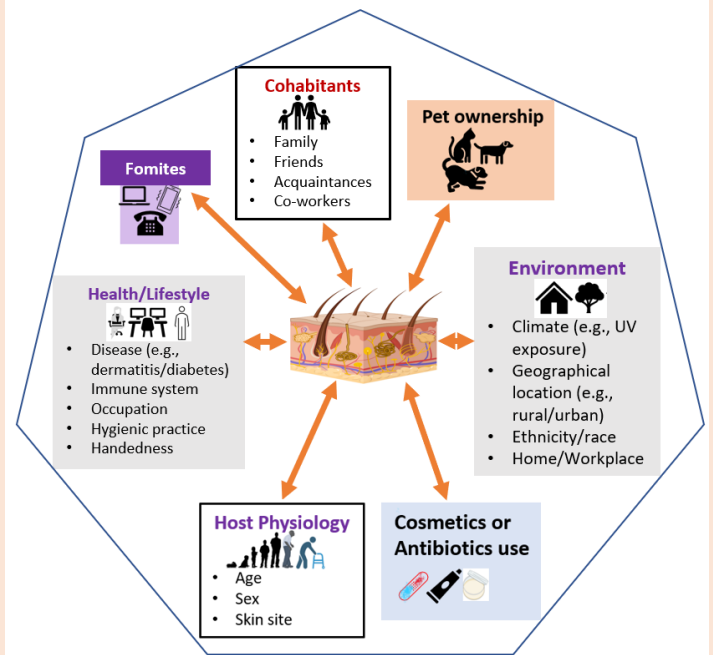


\*PMA: Propidium Monoazide; \*qPCR: Quantitative Polymerase Chain Reaction

## Probiotics on a surface ecosystem – hypothesised process of invasion



**Figure 2: The four stages of microbial invasion process** – shows the invader (i.e., probiotic microorganism - blue) with mixed resident microorganisms (red & green coloured microbes)



**Figure 3: Endogenous and exogenous factors that can influence the skin microbiome**

## Conclusion

- Various species of microorganisms used as probiotics have been identified in probiotic cleaning products.
- If probiotic species are able to invade, they may impact the environment by altering the function of existing microbial communities.
- Further study will explore the effect that probiotics within MBCPs will have on microbial communities occupying kitchen surfaces and the human skin microbiome.
- This will provide tangible evidence of the impact of MBCPs on consumer safety.

## References

a. Subasinghe, R. M., Samarajeeva, A. D., Meier, M., Coleman, G., Clouthier, H., Crosthwait, J., Tayabali, A. F., Scroggins, R., Shwed, P. S., & Beaudette, L. A. (2018). Bacterial and fungal composition profiling of microbial based cleaning products. *Food and Chemical Toxicology*, 116, 25–31. <https://doi.org/10.1016/j.fct.2017.12.006>  
b. Spök, A., Klade, M. (2009). Environmental, health and legal aspects of cleaners containing living microbes as active ingredients, results and conclusions of a study commissioned by the Austrian Federal Ministry of Agriculture, Forestry, Environment and Water Management. <http://www.tb-klade.at/wp-content/uploads/2015/06/IFZ-EWP-3-2010.pdf> viewed 8 June 2022.  
c. Abuladze, T., Li, M., Menetrez, M. Y., Dean, T., Senecal, A., & Sulakvelidze, A. (2008). Bacteriophages reduce experimental contamination of hard surfaces, tomato, spinach, broccoli, and ground beef by *Escherichia coli* O157:H7. *Applied and Environmental Microbiology*, 74(20), 6230–6238. doi: 10.1128/AEM.01465-08



chidinma.akaihe@postgrad.manchester.ac.uk